

A quick introduction to Moodle for Students 2016-17



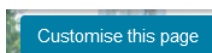
Introduction to Moodle

Moodle.Nottingham is the University's online learning environment. Here you will find resources to support your learning such as files, handouts, videos and audio, web links and Announcements. You can take part in activities such as forums, submit assignments or collaborate online. The resources and activities available are chosen by your lecturers and vary from module to module.

Log onto Moodle using your usual University username and password. <http://moodle.nottingham.ac.uk>

Navigating around Moodle

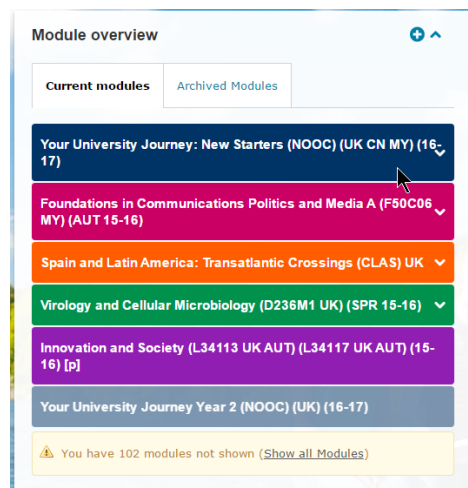
The first page is My Home. Your Module Overview is split between the **Current Modules** tab for 16-17 and ongoing modules, and **Archived Modules** tab for earlier modules. We recommend using this page for accessing your modules: it's easy to return to via the My Home button (top left). You can use *Customise this page* to drag and drop your modules into the order you prefer.



Don't worry if only core modules appear – optional modules will appear after you have completed the module entry form, handed it in, and the School has had time to update your records. Once you have made your module choices and your School has added them, they will appear in your Moodle record on the next working day.

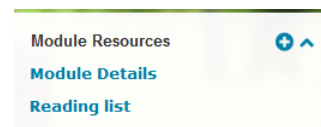
Some modules allow you to self-enrol – so you can look before you decide. You may not see all of the modules you expect to see immediately – please do not panic. Lecturers will make modules visible to you when they have finished preparing the module. Check with friends on the same course.

Library Search, Studying Effectively resources, **HELP**, Accessibility controls and timetable are linked from the top navigation bar.



The module page

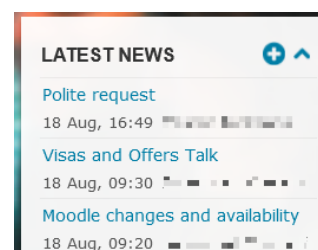
Each module has its own online space. All resources and activities for your module are linked from the centre column. Assignments may be submitted online via Turnitin or Moodle Assignment. The left and right columns contain blocks, which display other useful information such as links to timetable & reading lists or RSS feeds. (*The exact number and combination of blocks varies by module.*) An example is the Upcoming events block which links to the calendar. The calendar on your My Home page shows events for all modules: you can add your own events to your calendar, export calendar information and subscribe (and synchronise with other devices) via iCAL.



Read emails!

Moodle sends out emails to your University address only. Depending on your personal profile settings, mails from Moodle may arrive individually or as a once-a-day Digest. The Digest is called "Moodle.Nottingham Forum Digest". If you prefer, you can change your profile settings to receive separate emails or Digests (see the Help website for how to do this).

Please check your email regularly: It is important you do read these emails as they can contain important information about your module, which may not be sent elsewhere. (Check your Clutter folder!)



Announcements can also be read in the **Latest News** block on the right hand side of module pages.

Where to get more information

Student Moodle Help: <http://bit.ly/studentmoodle> (Login not required) Check the FAQ!

You can request support via the Help Desk if you have any issues:

Email: itservicedesk@nottingham.ac.uk Phone: (0115 95) 16677

For queries on the content of your Moodle modules, please check with your module convenor.