

Magic with Moodle

Layout, navigation and images

From staff in Schools around the University

Background

Welcome to the Digital
Humanities Centre Moodle Page



- To make Moodle look interesting
- To improve navigation for students
- To improve the student experience of Moodle
- To provide alternative ways to present information

What we did

- Add the block **Module Navigation**
- Add an image, a Wordle¹ or a Prezi²
- Use images for navigation

¹**Wordle** – a way to create visual word maps of a piece of text or important concepts (wordle.net or tagxedo.com)

²**Prezi** is an alternative to Powerpoint with unusual zooms and transitions

Module Navigation



- Show all
- Welcome Week
[11-19 March 2013]
- Week 1: Introducing
Sustainability...
- Week 2: Sustainability
Through the Ages...
- Week 3: Big issues in
Sustainability...
- Week 4: Cultural
Dimensions of...
- Week 5: Social
Dimensions of...
- Week 6: Economic
and Political...
- Week 7: Learning for
Sustainability [1-7...
- Week 8: Case studies
[8-14 May]
- Week 9: Sustainability
and You -...
- Week 10: Thinking
about our learning
S0...

My profile

Modules

Settings

Module administration

Grades

Question bank

Switch role to...

Return to my normal role

My profile settings

Site administration

Search

Researching Culture; Film and Media (V92REC UK, V92N01 UK, V92N02 UK) (FYR, AUT, SPR 12-13) [p]



This module will introduce you to the key issues and approaches at stake in the study of culture, film and media in preparation for the third year dissertation. The module will introduce key moments in the research process including defining a research question, planning a programme of primary research, integrating primary and secondary research and managing a large research project. Alongside this, staff will introduce students to specific ways of researching culture, film and media including using archives and documents, discourse analysis, visual analysis, questionnaires and ethnography. Towards the end of Semester 1, you will be able to sign up to one of several field trips, led by staff members. These field trips will explore the potential of practical field research for exploring culture, film and media as lived experiences.

The module will take the form of weekly workshops. The workshops will consist of a lecture from a member of staff with expertise in that week's area, followed by a series of tasks based on that lecture.

Module Convenor: Dr Liz Evans (elizabeth.evans@nottingham.ac.uk)

Module Tutors:

Semester 1: Dr Colin Wright (colin.wright@nottingham.ac.uk), Dr Kirsten Forkert (kirsten.forkert@nottingham.ac.uk), Elinor Groom, Michael Parkes

Semester 2: Dr Andrew Goffey (andrew.goffey@nottingham.ac.uk), Lynne Gladston, Elinor Groom, Jing Meng

Module Timetable:

Semester 1:

Lecture - Monday 3pm-4pm POPE C14

Workshops - Tuesdays, Thursdays and Fridays

Semester 2:

Lecture – Wednesday 9am-10am LASS B62

Workshops - Fridays

News

Search

In All Fields

Choose Catalogue to search

UK CN MY

Search

Library Locations

Please select

Studying Effectively

Online resources

University support

TurnItInUK test your text

Latest news

Elizabeth Evans 3 Jun, 13:39
Dissertation meetings w/c 10th June more...

Andrew Goffey 16 May, 08:56
Andy unwell today more...

Elizabeth Evans 13 May, 17:47
Proposal Feedback more...

Elizabeth Evans 27 Apr, 12:48
Final lecture and workshops more...

Elizabeth Evans 15 Apr, 15:48
First week back more...

Older topics ...



Upcoming events

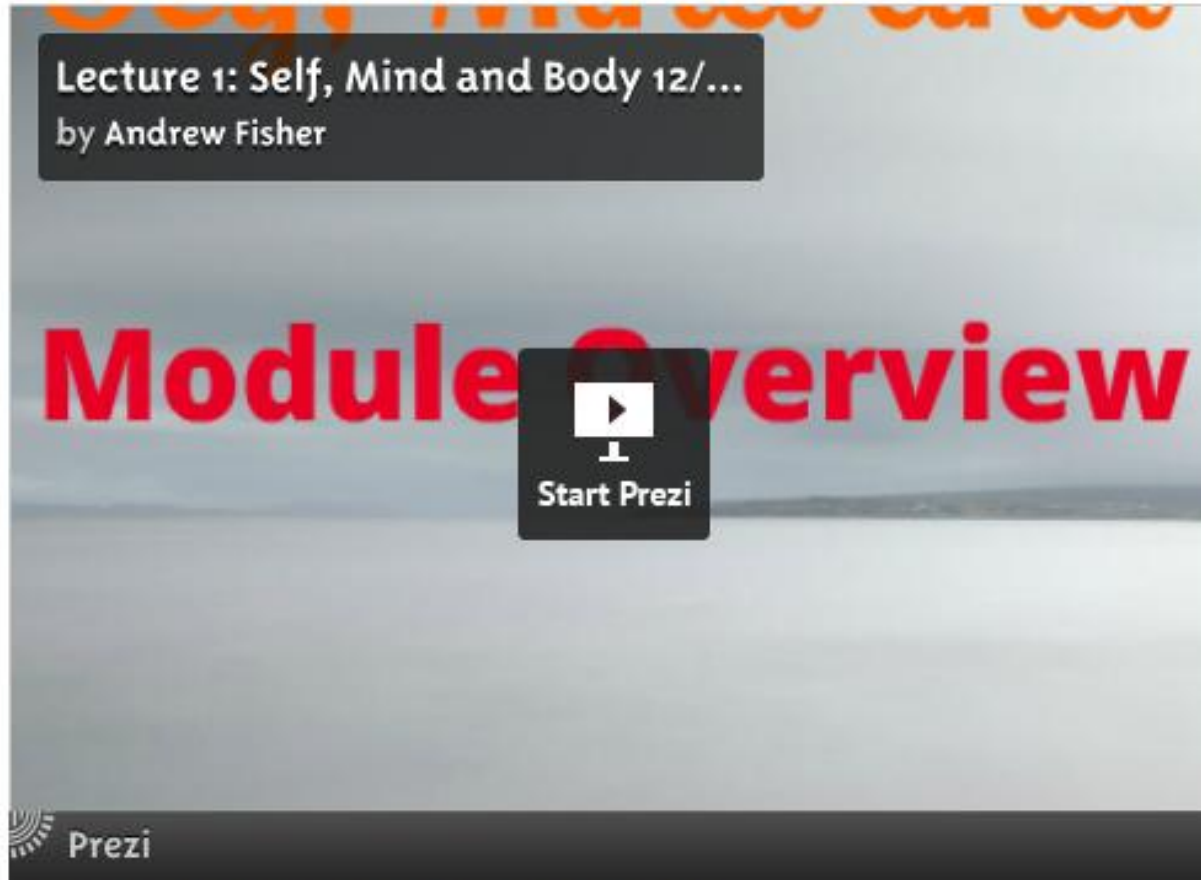
There are no upcoming events

Go to calendar...
New event...

School News

Modern Foreign Languages:
Flash Fiction Competition
MayFest, free, interactive fun for all ages

2 Lecture Powerpoint



[Lecture 1: Self, Mind and Body: Introduction on Prezi](#)

 Lecture 1 Introduction

Welcome to Beginners Russian!

Seminar Registration

 [Russian Beginners Timetable](#)

Please see all available classes for this module using the link above.

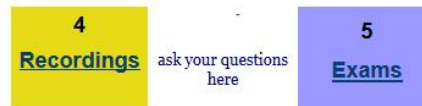
Each of you have to attend 6 hours of classes per week:

a) 2 hr lecture (Monday 15.00-17.00, Portl C27)

b) 1 oral class - (Thursday, Pope A25)

c) 3 workshops on three different days (1 hr x 3)-

Quick links.



 [Oral Exam List - Thursday 13.12.12 Trent C40.](#)

Teaching Team:

Svetlana Clark (module convener; lectures and oral classes)


Contact details by e-mail: svetlana.clark@nottingham.ac.uk

Welcome to **Magic with Moodle**

This is a space for all staff using Moodle to find out more about **Teaching with Moodle**, get support, share information and discuss with colleagues.

You can drop in whenever you like and pick out the topics which are most relevant to you. Much of the content is based around case studies of ways in which staff around the University have used Moodle.




 [Announcements / Latest News](#)

Start here!

 [Starting to use this course](#)

Help & Support

 [Nottingham's Moodle Help site \[in Workspace\]](#)

 [Frequently Asked Questions](#)

In this course - quick links



[Migrating your Content](#)



[Adding Content](#)



[Layout and Navigation](#)



[Managing People](#)



[Assessment](#)



[Collaboration](#)




[Advanced Moodle Tools](#)



[Tips, tricks and timesavers](#)

Chill Out Zone

This is your space - for general questions and chat.

 [Chill Out Zone](#)

How it worked

- Students overwhelmingly request clear navigation
- Provide ways to navigate when students are new to the module and want a lot of introductory information and help with navigation

AND

- Support for students after they have become familiar with the module and just need to get quickly to the important places

Tips and recommendations

- Start simple
- Don't make the images too big or overdo it with too many
- Keep graphics discreet and useful to students – should fit with the overall University / Moodle design
- If students have to scroll every time they visit the page, they will get frustrated!
- Use the blocks available such as Module Navigation
- Keep any embedded items such as Prezi or video to a minimum
- Just a few on the front page or it will take too long to load...

Further information

How to achieve this

- How to add an image to a Moodle label, page or other text area

<https://workspace.nottingham.ac.uk/display/Moodlehelp/How+to+add+an+image+to+a+Moodle+label%2C+page+or+other+text+area>

- How to get images ready for Moodle

<https://workspace.nottingham.ac.uk/display/Moodlehelp/How+to+get+images+ready+for+Moodle>

Learning Team Support

learning-team-support@nottingham.ac.uk

Blog: bit.ly/ltnottingham

Moodle Help: bit.ly/uonmoodlehelp

(or search Workspace for “Moodle help”)