

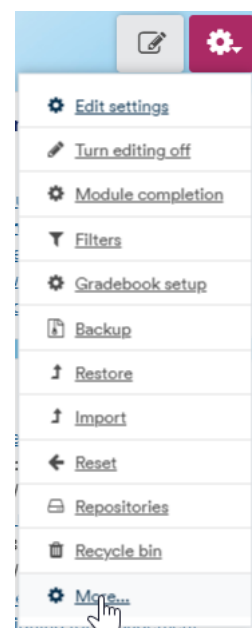
Moodle Analytics

How to see tracking information and reports on students

You can browse the Moodle logs and see specific tracking data for individual items and students.

Tracking activity

1. In your course, on the main page, click the cogwheel for the **Actions menu**
2. Select **More** (see right)
3. Under **Reports** select your chosen option:
You have various types of logs and reports that you can look at.
 - Logs (who has accessed what on a particular date) See below.
 - Live logs from the past hour - raw logs showing who has been accessing the course most recently and what they were doing.



Filtering options for Moodle logs:

- Course: _Key Moodle Basics Hub (Learning Technology) (UK)
- Participants: All participants
- Time: All days
- Activities: All activities
- Actions: All actions
- Sources: All sources
- Events: All events
- Log type: Standard log
- Button: Get these logs

When you click **Get these logs** you get several pages of who did what. This can be downloaded as a spreadsheet.

Select log reader: Standard log Pause live updates

Time	User full name	Affected user	Event context	Component	Event name	Description	Origin	IP address
15 June 2018, 4:08 PM	Helen Whitehead	-	Module: _Key Moodle Basics Hub (Learning Technology) (UK)	Logs	Log report viewed	The user with id '17' viewed the log report for the course with id '596'.	web	10.156.218.10
15 June 2018, 4:06 PM	Helen Whitehead	-	Module: _Key Moodle Basics Hub (Learning Technology) (UK)	System	Course viewed	The user with id '17' viewed the course with id '596'.	web	10.156.218.10
15 June 2018, 4:02 PM	Helen Whitehead	-	Module: _Key Moodle Basics Hub (Learning Technology) (UK)	System	User list viewed	The user with id '17' viewed the list of users in the course with id '596'.	web	10.156.218.10

- **Activity report** - lists number of views per activity (organised by topic) in the module and the last time they were accessed (see below)
- **Module participation** A closer look at the data by day and participant (see below)

If you have completion tracking enabled you can see:


- **Activity completion** - lists all students and which activities they have completed. This can be downloaded as a spreadsheet. You can also see **Module completion**.

Activity report

Reports

- [Logs](#)
- [Live logs](#)
- [Activity report](#)
- [Module participation](#)
- [Activity completion](#)
- [Statistics](#)

As an example from my module. I can see that plenty of students are looking at my forum:



But not so many have looked at my Choice.



I really must send out an Announcement reminding them there's a deadline on that one...

Module participation

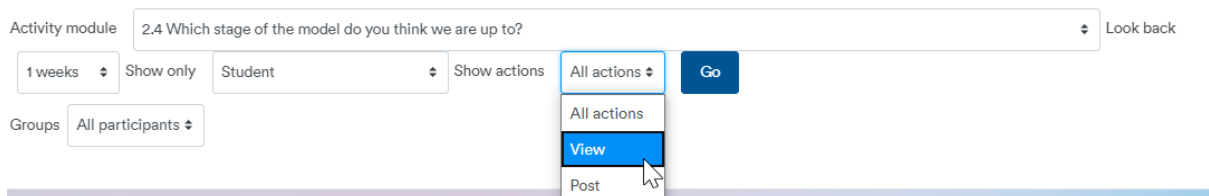
Reports

- [Logs](#)
- [Live logs](#)
- [Activity report](#)
- [Module participation](#)
- [Activity completion](#)
- [Statistics](#)

You can now choose a particular resource or activity, a date range and/or a user role. I can also limit it to a particular group of students.

Here I am interested in activity 2.4 and in seeing which students have accessed it in the past week.

I select **View** to see those that have viewed it, and **Post** to see how many have not only viewed it but posted a choice.



The table shows Yes or No and a number of times.

Logs

Click Reports > Logs

Choose which logs you want to see:

Online Facilitation and Designing for Engagement (UK CN MY) (JULY 19-20) [\[more \]](#) All participants All days

All activities All actions All sources All events Standard log [Get these logs](#)

When you click **Get these logs** you get a report of who did what. And if you don't sort by a filter, you can get everything. This can be downloaded as a spreadsheet.

Here is an example of part of the resulting table from another module, showing my own logs.

Select log reader: Standard log [Pause live updates](#)

Time	User full name	Affected user	Event context	Component	Event name	Description	Origin	IP address
15 June 2018, 4:08 PM	Helen Whitehead	-	Module: _Key Moodle Basics Hub (Learning Technology) (UK)	Logs	Log report viewed	The user with id '17' viewed the log report for the course with id '596'.	web	10.156.218.10
15 June 2018, 4:06 PM	Helen Whitehead	-	Module: _Key Moodle Basics Hub (Learning Technology) (UK)	System	Course viewed	The user with id '17' viewed the course with id '596'.	web	10.156.218.10
15 June 2018, 4:02 PM	Helen Whitehead	-	Module: _Key Moodle Basics Hub (Learning Technology) (UK)	System	User list viewed	The user with id '17' viewed the list of users in the course with id '596'.	web	10.156.218.10

You can query the data using various filters:

- Group
- User role
- Individual student name
- Date (All days or a particular date)
- All activities or a particular one
- Action (e.g., view or edit)

You can choose to download the information in a variety of formats including Excel.

This is helpful to see, for example

- Which students have accessed or contributed to a particular activity (perhaps to send a reminder to those who haven't)
- What activities a particular student has accessed (to monitor progress)
- Which students were in any part of the module on a particular day